



Kennected CAD Version 1.4.1 Changes

This document contains import changes to your Kennected CAD system. In order to make the system easier to use and more functional, frequent changes are made. Some of the changes may be bug fixes while others are enhancements requested by the agencies which actually use the system.

With this update, we now have the ability to reopen cleared calls. This is important because it will allow administrators the functionality of correcting errors in calls for service that have been cleared.

Also, we have added the ability to change the usernames of personnel in the system. To do this, the user who's ID is being changed must be out of the system and not assigned to any units.

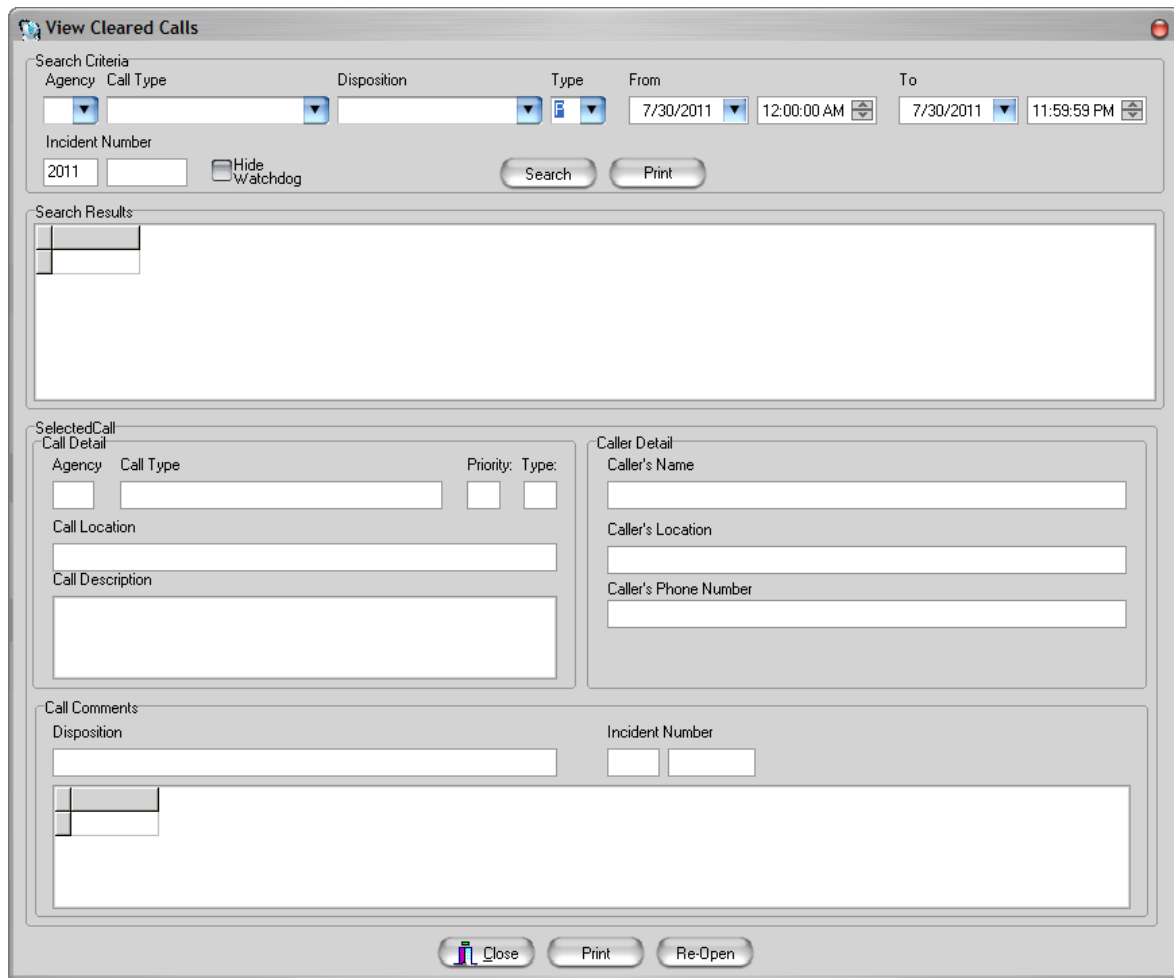
In the remainder of this document, specific examples of these changes have been illustrated.

Table of Contents

1. Reopen Cleared Calls	2
a. Search For Cleared Call	2
b. Reopen the Cleared Call.....	2
c. Call For Service Comments	3
2. Change User ID.....	3
a. Open User Maintenance	3
b. Select User	4
c. Possible Error	4

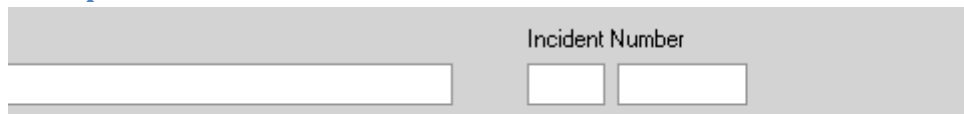
1. Reopen Cleared Calls

a. Search For Cleared Call



To re-open a cleared call, first you must search and find it in the View Cleared Calls.

b. Reopen the Cleared Call




Kennected CAD Version 1.4.1 Changes

Once the call for service has been found, click on it in the “Search Results” window and then click the “Re-Open” button on the bottom of the screen.

c. Call For Service Comments

Unit	Time	Comment	Entered By
KEN3	12/14/2010 3:25:23 PM	Status changed to Enroute	admin
KEN3	12/14/2010 3:25:29 PM	Set watchdog timer to 5	admin
KEN3	12/14/2010 3:25:29 PM	Status changed to On Scene	admin
	12/14/2010 3:25:48 PM	Disposition Comment: sldksdklfjs	admin
	6/2/2011 8:29:09 PM	Re-opened call.	admin

Once the call for service has been reopened, it will be available in the “Calls” window. If you open the call for service, you will see the “Re-opened call.” Comment added to the call for service. You now may make any changes needed and close the call again.

2. Change User ID

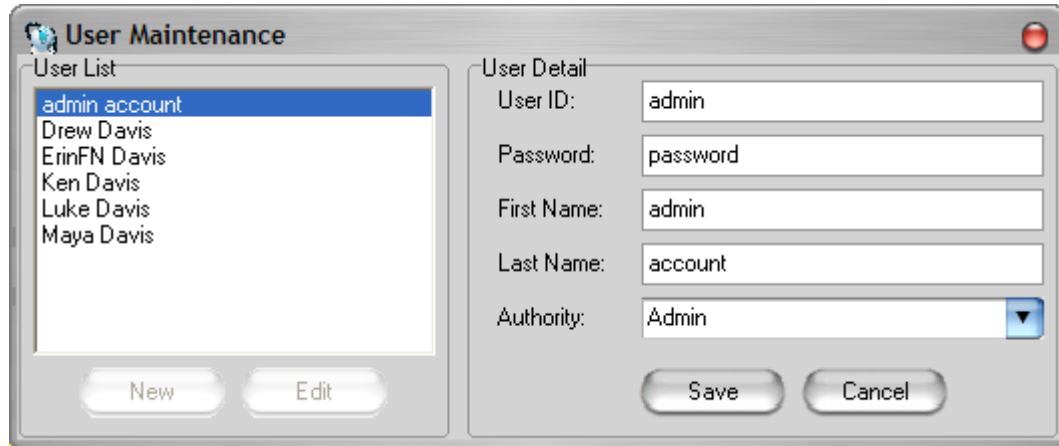
a. Open User Maintenance

Num	Agency	IncidentNum	Type	CallT	Desc
29	AB	2011-5	P	Oper	
23	ED	2011-1	P	Moto	
16	KP	2011-1	P	Burgl	
13	KP	2010-13	P	Suspicious Person	H Down the stree from my hou: I see
12	KP	2010-12	P	Burglary	H 5th and Main St Items

Kennected CAD Version 1.4.1 Changes

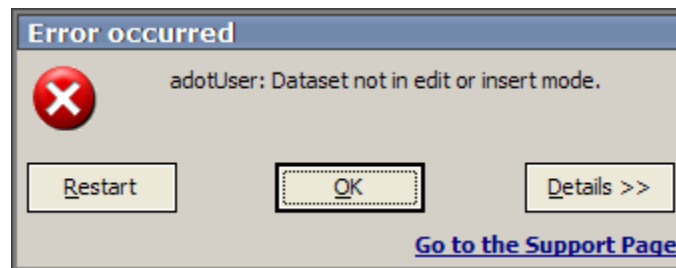
To open User Maintenance, select the User Maintenance option under Maintenance menu item.

b. Select User



Select the user account to be changed and click the “Edit” button. Modify the User ID field as necessary and click save.

c. Possible Error



If you attempt to save a user id in which you have not made any changes, you may see an error stating, “adotUser: Dataset not is edit or insert mode.”. You can safely ignore this message and continue working.